



10% OF PEOPLE WITHOUT ACCESS TO DENTAL CARE IN 2024

Despite the increase in the number of dentists in recent years, in 2024, 9.9% of the population aged 16 and over reported unmet needs for dental consultation/treatment (3.6% in the case of the population up to 15 years old).

In 2023, the number of professionals certified by the Medical Dentist Association was 12,067, 14.5% more than in 2019, the year in which:

- 15.9% of the Portuguese rated their oral health status as bad or very bad, with the assessment worsening with age and improving with education;
- 7 out of 10 Portuguese brushed their teeth between two and three times a day, with this frequency decreasing to 5.6 people in the elderly;
- from the age of 55, the degree of difficulty in biting and chewing hard food increased substantially, for more than 1/3 of the elderly aged 85 and over.

In 2024, the proportion of the population with **unmet needs for dental consultation/treatment** was:

9.9% for the population aged 16 and over

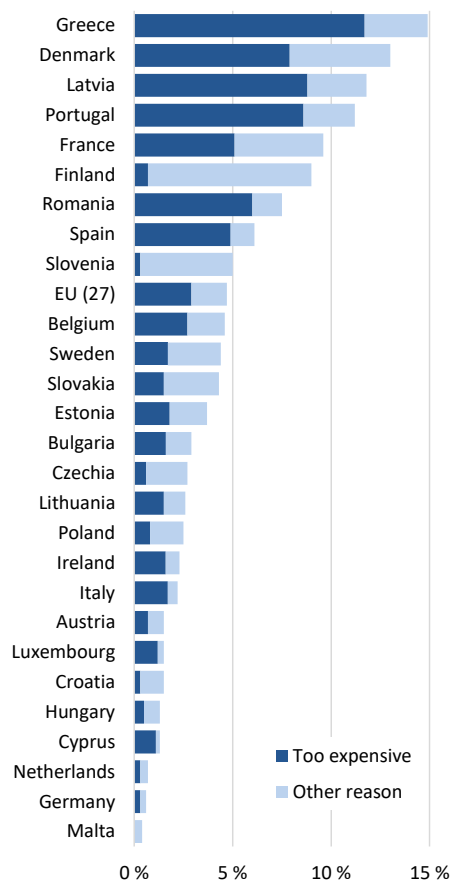
3.6% for the population up to 15 years of age

Source: Statistics Portugal, [Survey on Living Conditions and Income](#), 2024.

In 2023, Portugal was the 4th country in the European Union with the most people expressing **unmet needs for dental consultation/treatment** (about 11%) ...

... and it was the 3rd member state in which financial difficulties were the main reason for this dissatisfaction, only behind Greece and Latvia

Source: [Eurostat](#) [hlth_silc_15] (2023).



In 2023, the number of professionals certified by the Medical Dentist Association was 12,067, **14.5%** more than in 2019

Between 2019 and 2023, the number of dental graduates increased by **20.3%**, from 769 to 925

Source: Statistics Portugal, [Health personnel statistics](#). [Eurostat](#) [hlth_rs_grd2].



15.9% of the Portuguese rated their oral health status as bad or very bad in 2019

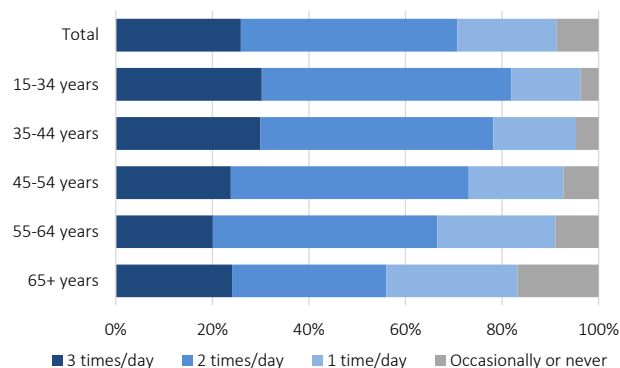
This assessment was more prevalent in women and for older ages ...

... and lower for higher levels of education

	(%)	Bad or very bad	Fair	Very good or good
Total		15.9	35.9	47.8
By gender				
Men		14.9	36.5	48.0
Women		16.8	35.3	47.7
By age group				
15-34 years		4.3	21.7	73.9
35-44 years		7.5	33.1	58.5
45-54 years		13.3	41.4	44.9
55-64 years		22.3	42.5	34.7
65+ years		30.3	43.6	25.9
By level of education				
None		45.1	38.0	16.6
Basic		21.1	42.3	36.3
Secondary		6.1	29.2	64.1
Higher		4.5	26.3	69.0

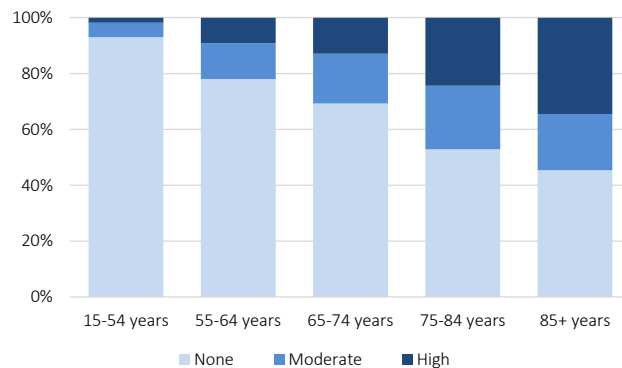
Source: Statistics Portugal, [National Health Survey](#), 2019.

7 out of 10 Portuguese brushed their teeth between two and three times a day in 2019, brushing frequency that decreased to 5.6 people in the elderly



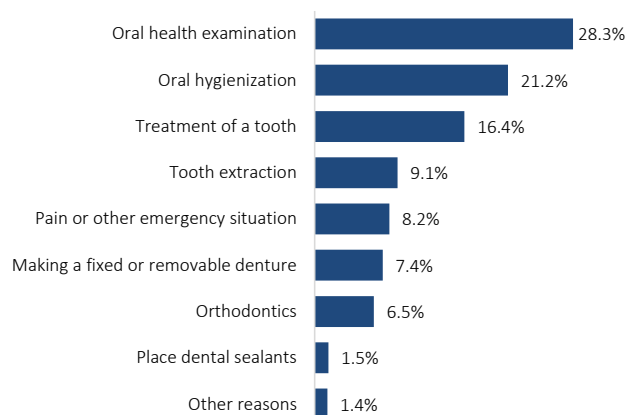
Source: Statistics Portugal, National Health Survey, 2019.

From the age of 55, the degree of difficulty in biting and chewing hard foods increased, for more than 1/3 of the elderly aged 85 and over



Source: Statistics Portugal, National Health Survey, 2019.

In 2019, the main reason for the last visit to the dentist was the surveillance or hygiene of the mouth and teeth



Source: Statistics Portugal, [National Health Survey](#), 2019.