



INSTITUTO NACIONAL DE ESTATÍSTICA
STATISTICS PORTUGAL

press release

DIISTAQUE

28 June 2022

HOUSE RENTAL STATISTICS AT LOCAL LEVEL

1st quarter of 2022 – provisional data

MEDIAN HOUSE RENTAL VALUE OF NEW LEASE AGREEMENTS INCREASED 6.4% AND THE NUMBER OF NEW LEASE AGREEMENTS GREW 19.8% COMPARED TO THE SAME PERIOD IN THE PREVIOUS YEAR

In the 1st quarter of 2022 (provisional data) the median house rental value for the 23 934 new lease agreements in Portugal was 6.16 €/m². This value of the median house rental represents a year-on-year growth rate of +6.4% and the number of new lease agreements increased by 19.8% compared to the 1st quarter of 2021.

Compared to the 4th quarter of 2021, the median house rental value increased in 15 out of the 25 NUTS 3 sub-regions. The highest values were scored in Área Metropolitana de Lisboa (9.10 €/m²), Algarve (7.12 €/m²), Região Autónoma da Madeira (6.98 €/m²) and Área Metropolitana do Porto (6.58 €/m²).

In the 1st quarter of 2022 (provisional data), there was a year-on-year increase in the median house rental value in 23 of the 24 municipalities with more than 100 thousand inhabitants, with Funchal (+17.2%), Matosinhos (+14.9%) and Vila Nova de Famalicão (+14.6%) scoring the highest year-on-year increases. In the metropolitan areas, the municipalities of Lisboa (12.00 €/m² and +9.7%), Cascais (11.25 €/m² and +7.8%), Oeiras (10.53 €/m² and +9.8%) and Porto (9.23 €/m² and +11.2%) stood out with values and year-on-year rental growth rates higher than in the country.

Introductory Note

Statistics Portugal releases a new edition of the House Rental Statistics at the local level based on administrative data.

This press release presents **provisional quarterly results** of the median house rental values of new lease agreements and the number of new lease agreements for NUTS 3 sub-regions (Intermunicipal Entities – Intermunicipal Communities and Metropolitan Areas – in the Mainland and the Autonomous Regions) and municipalities with more than 100 thousand inhabitants, given the significant volume of available observations. This option allows for an analysis of the most recent dynamics of the house rental market but limits the presentation of results for small territorial areas.

In these statistics (see technical note at the end of this press release), published values, unless otherwise indicated, refer to the **median** (the value that separates the ordered set of rents per square meter into two equal parts) of house rental value of new lease agreements of dwellings (€/m²).

The quarterly indicators from the 1st quarter of 2020 are available at www.ine.pt, in the option Products, Statistical Data, Database (links to the indicators at the end of this press release).

HOUSE RENTAL STATISTICS AT LOCAL LEVEL – 1st quarter of 2022



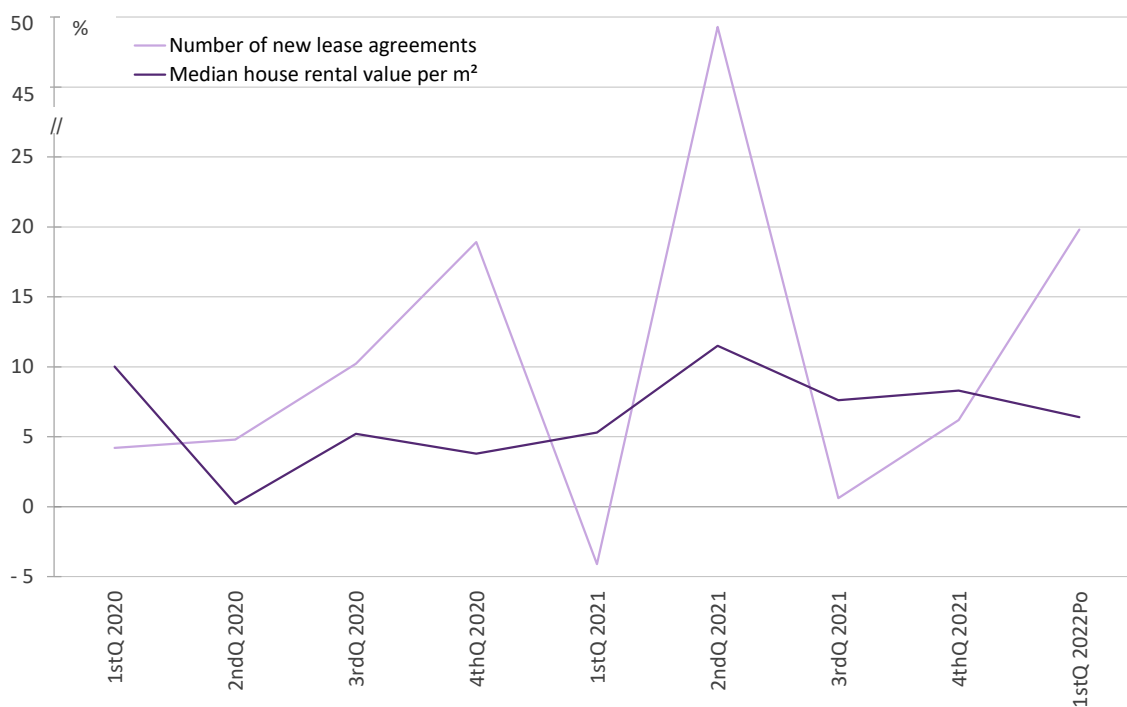
INSTITUTO NACIONAL DE ESTATÍSTICA
STATISTICS PORTUGAL

press release

DIISTAQUE

1. Quarterly results: Portugal

Figure 1. Year-on-year growth rates of median house rental value per m² and number of new lease agreements of dwellings, Portugal, 1stQ 2020 to 1stQ 2022 (provisional data)





INSTITUTO NACIONAL DE ESTATÍSTICA
STATISTICS PORTUGAL

press release

DIÍSTAQUE

2. Quarterly results: NUTS 3/ Intermunicipality Entities and autonomous regions

Figure 2. Median house rental value per m² of new lease agreements of dwellings, Portugal and NUTS 3, 4thQ 2021 and 1stQ 2022 Po

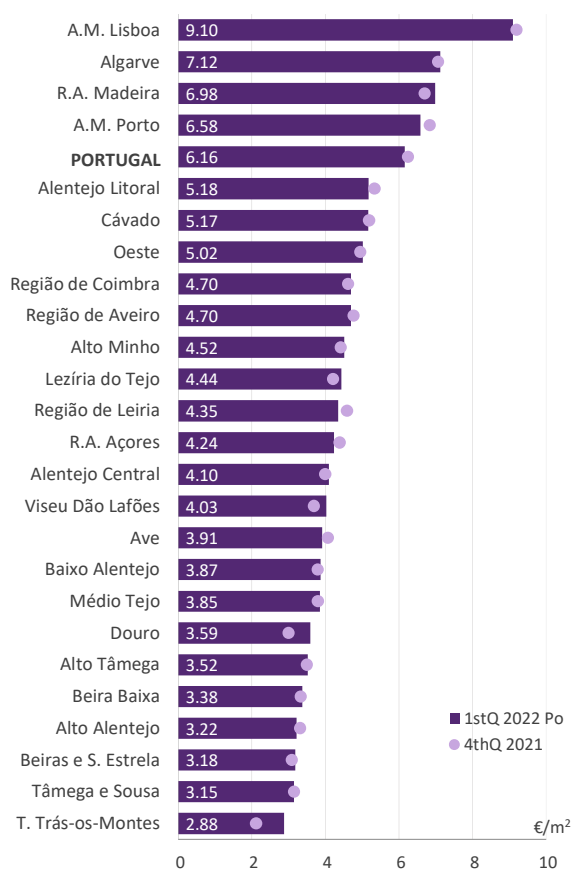
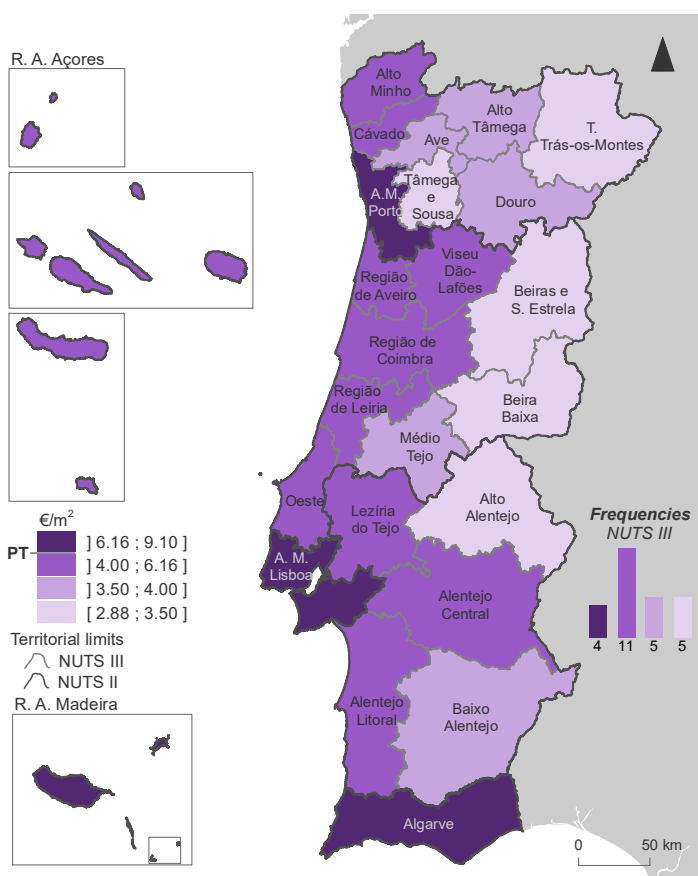
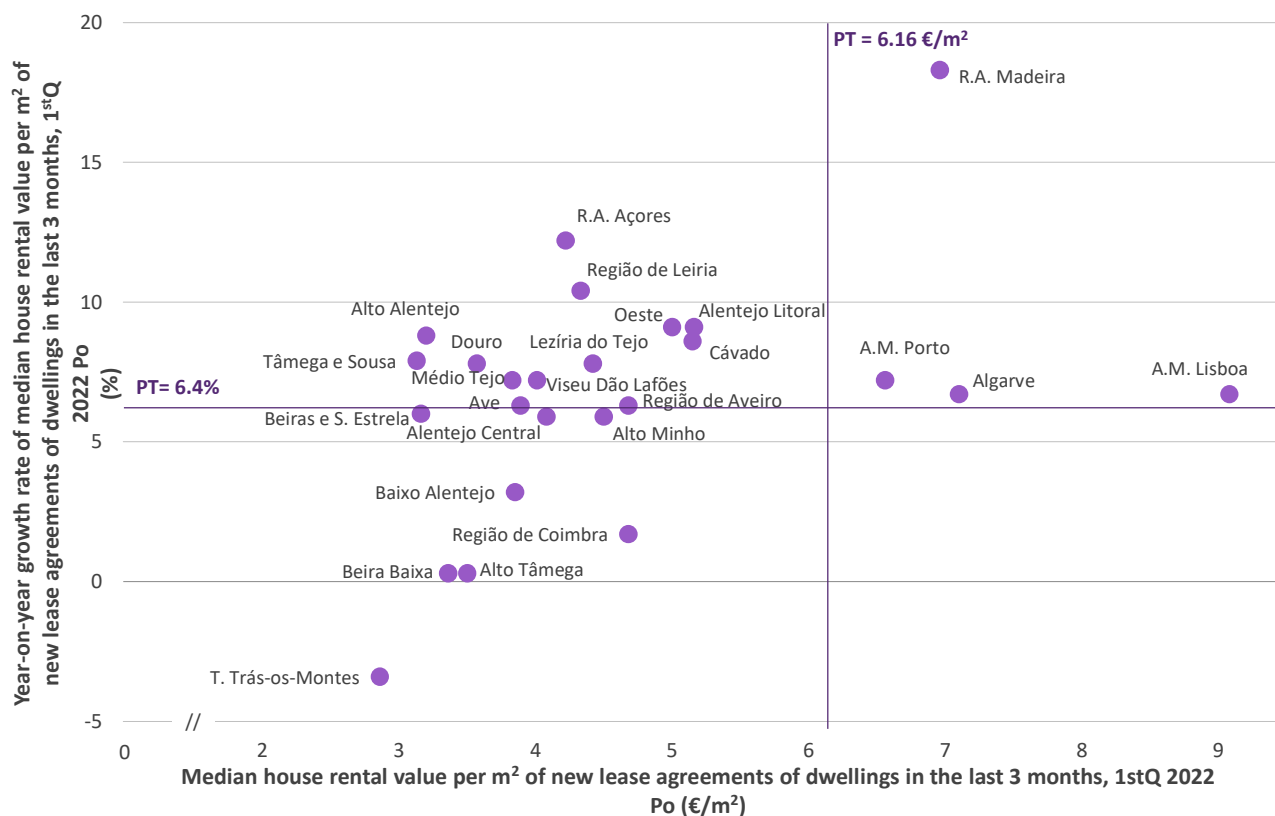


Figure 3. Median house rental value per m² of new lease agreements of dwellings, Portugal and NUTS 3, 1stQ 2022 Po



Note: Po – provisional data

Figure 4. Median value and year-on-year growth rate of median house rental value per m² of new lease agreements of dwellings, NUTS 3 and Portugal, 1stQ 2022 Po



Note: Po – provisional data



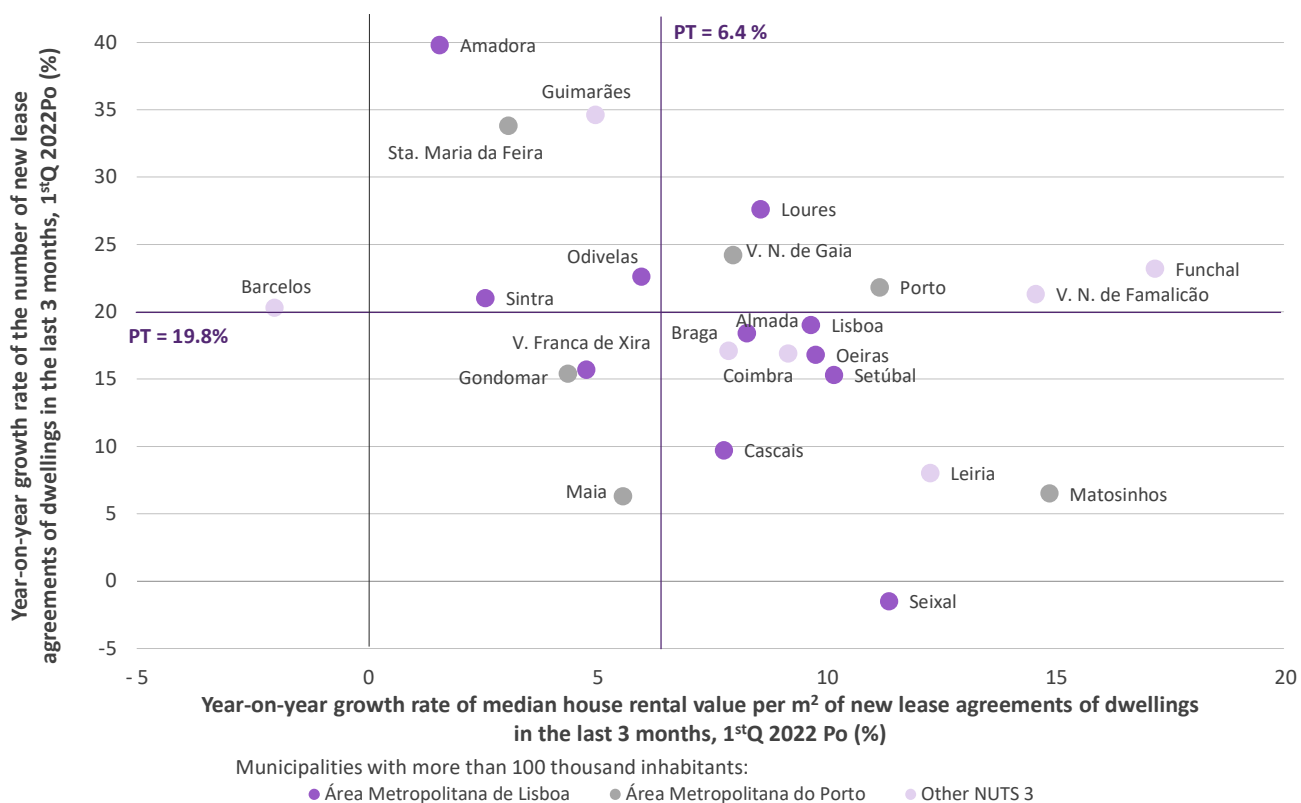
INSTITUTO NACIONAL DE ESTATÍSTICA
STATISTICS PORTUGAL

press release

DIISTAQUE

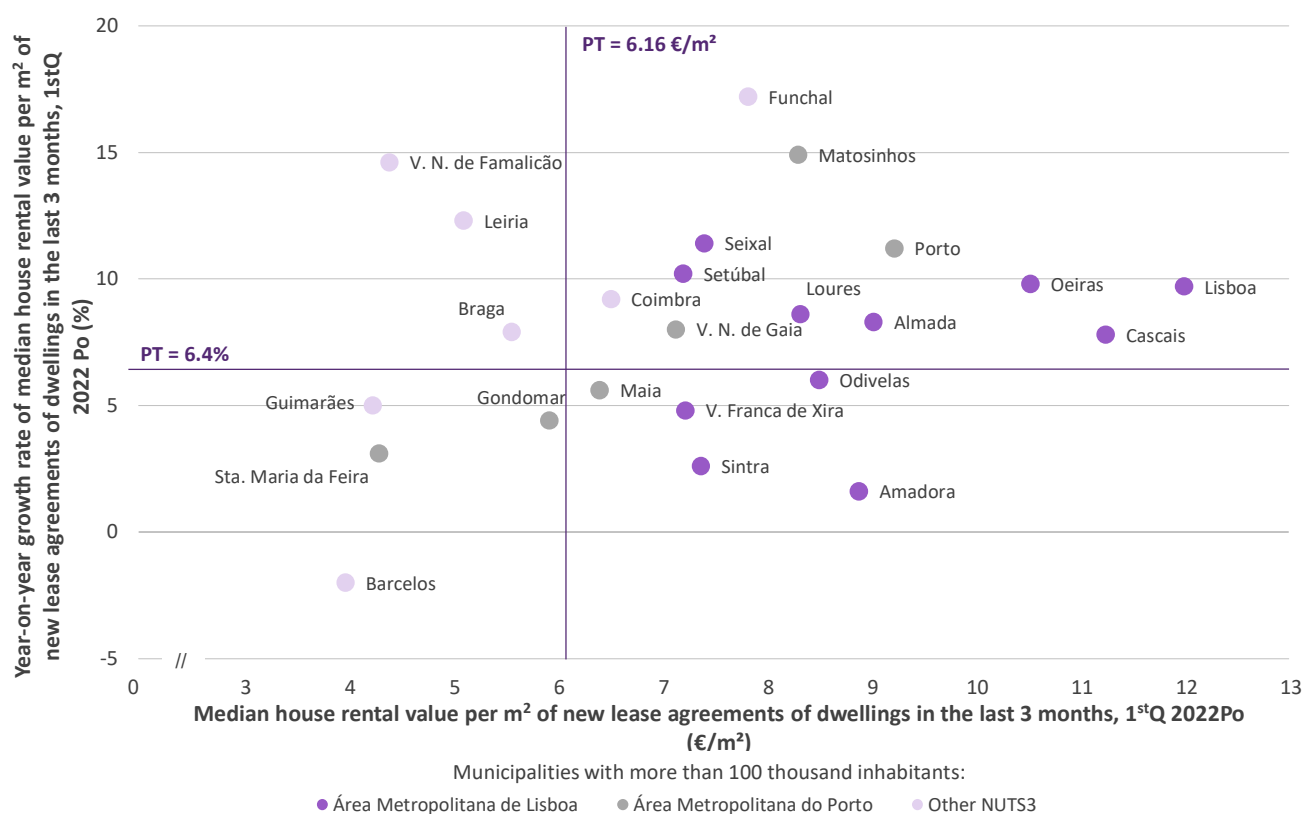
3. Quarterly results: municipalities with more than 100 thousand inhabitants

Figure 5. Year-on-year growth rate of median house rental value per m² of new lease agreements of dwellings and of the number of new lease agreements of dwellings, Portugal and municipalities with more than 100 thousand inhabitants, 1stQ 2022 Po



Note: Po – provisional data

Figure 6. Median value and year-on-year growth rate of median house rental value per m² of new lease agreements of dwellings, Portugal and municipalities with more than 100 thousand inhabitants, 1stQ 2022 Po



Note: Po – provisional data

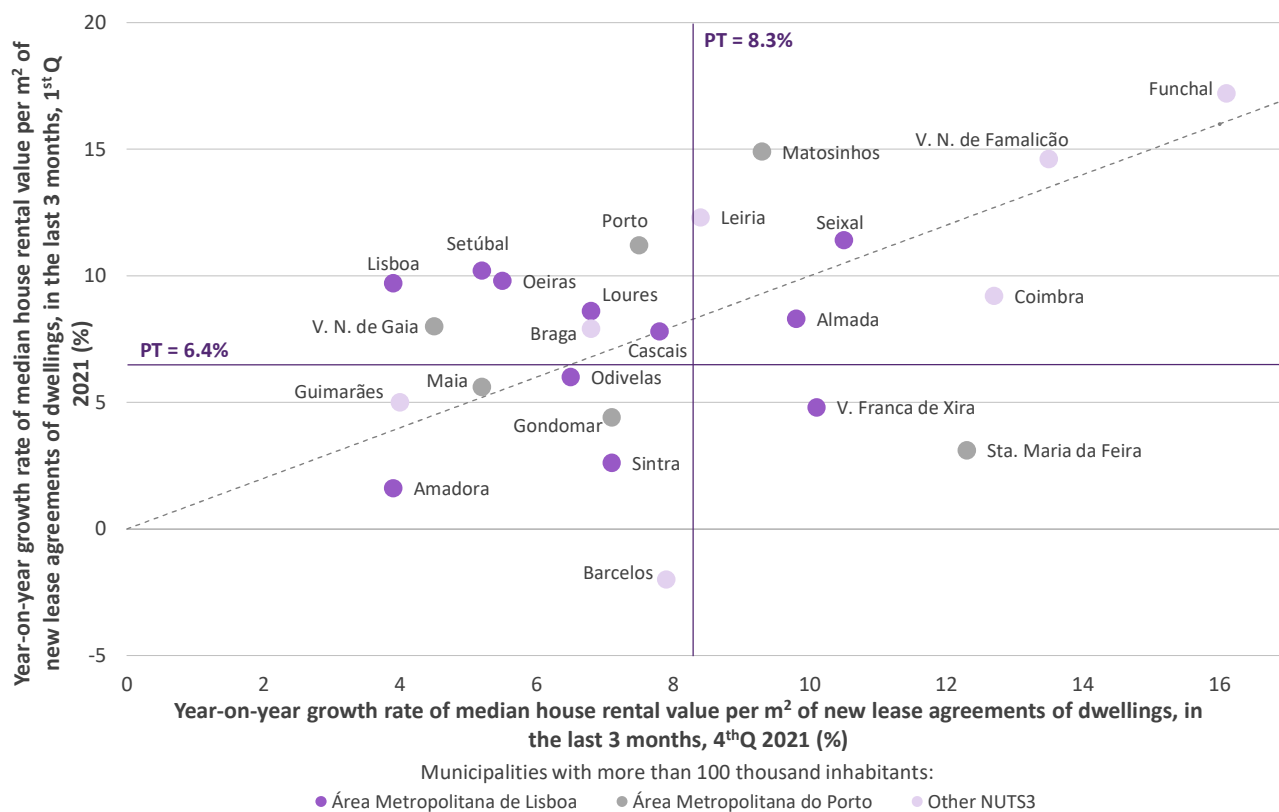


INSTITUTO NACIONAL DE ESTATÍSTICA
STATISTICS PORTUGAL

press release

DIISTAQUE

Figura 7. Year-on-year growth rates of median house rental value per m² of new lease agreements of dwellings, Portugal and municipalities with more than 100 thousand inhabitants, 4thQ 2021 and 1stQ 2022 Po



Note: Po – provisional data



TECHNICAL NOTE

'House rental statistics at local level' are released quarterly and have national coverage. The observed statistical unit is the family dwelling, and the target population is the family dwelling with new lease agreements for residential purposes.

House rental statistics at local level are based on the use of administrative procedures, namely from anonymised administrative tax data provided by the Portuguese Tax and Customs Authority (AT) on the Statement of Stamp Duty Model 2 - Communication of lease agreements (Model 2) and the Municipal Property Tax (IMI).

The calculation of House rental statistics at local level is based on linking Model 2 information (from where the house rental value of new lease agreements of dwellings are obtained) with the Municipal Property Tax information (from where identifying characteristics of the rented dwelling are obtained). The link between these two administrative tax sources is made using the "generated article" variable.

The information on house rental value of new lease agreements of family dwellings includes the Model 2 paid statements regarding the communication of lease agreements. Only the first declarations of new lease agreements of family dwellings for urban buildings, with a monthly rent period, for which the purpose is permanent housing, and the associated information from the Municipal Property Tax defined as "Housing" and building as "urban" are used.

Statistics Portugal is grateful for the Portuguese Tax and Customs Authority collaboration in the implementation of this project.

Median house rental value per m² of new lease agreements of family dwellings

Median house rental value per square meter of new lease agreements of dwellings for residential purposes with a gross dwelling area between 20 m² and 600 m² and with a rent value between 100 € and 4 000 €.

New lease agreements (No.) of family dwellings

Number of new lease agreements of dwellings for residential purposes with a gross dwelling area between 20 m² and 600 m² and with a rent value between 100 € and 4 000 €.

The results released for the 1st quarter of 2022 are provisional.

For the purposes of calculating results, a minimum number of 33 lease agreements is considered for each territorial unit.



INSTITUTO NACIONAL DE ESTATÍSTICA
STATISTICS PORTUGAL

press release

DIISTAQUE

ACRONYMS AND DESIGNATIONS

Dwelling: A separate and independent place which was built, rebuilt, enlarged or converted to be used as a private accommodation, and that is not totally occupied for other purposes during the reference period.

Family dwelling: Dwelling that is normally intended to accommodate only one family, on the condition that it is not being used for other purposes at the period of reference.

Gross dwelling area: Total surface area measured by the outer perimeter and axes of the walls or other elements separating the building or part, including private enclosed balconies, private cellars and attics with the same use as the building or fraction.

Letting: Type of lease contract. A lease of real estate is referred to as a letting contract, i.e. the contract under which 1 person provides another person the right to temporarily benefit of real estate in exchange for a retribution (the rent). Letting can be rural, urban or mixed, depending on the rural or urban nature of the building and its final use.

Urban lease agreement: Agreement by which one of the parties grants to the other the temporary use of an urban building, in whole or in part, by means of a retribution

Municipal real estate tax: A regular municipal tax corresponding to a percentage of the value of rural and urban estates.

Estate: Any fraction of territory, including waters, plantations, buildings and constructions of any kind based there permanently.

Urban building: Building that has the following characteristics: is licensed or is intended for residential, commercial, industrial or service purposes; whether it is land for construction situated inside or outside an urban agglomeration, for which a license or authorization of a subdivision or construction operation has been granted, and also for which has been declared as such in the acquisition title, with the exception of the land for which the competent entities exclude any of those operations, namely that located in green zones, protected areas or that, according to municipal spatial planning, is affected by spaces, infrastructures or public equipment's.

Rent: A periodical payment that a tenant (in a lease contract) is obliged to make to a landlord.

Housing rent: Quantitative due monthly to the landlord for the use of dwelling for residential purposes.

Dwelling rent: See HOUSING RENT.



INSTITUTO NACIONAL DE ESTATÍSTICA
STATISTICS PORTUGAL

press release

DIISTAQUE

Indicators available at Statistics Portugal Official Website

The quarterly results for the period between the first quarter of 2020 and the first quarter of 2022 are available at www.ine.pt, in Products, Statistical data, Database.

Indicators with quarterly periodicity (1st quarter 2020 to 1st quarter 2022):

[Median house rental value per m² of new lease agreements of dwellings \(€\) by Geographic localization \(NUTS III\); Quarterly](#)

[New lease agreements of dwellings \(No.\) by Geographic localization \(NUTS III\); Quarterly](#)

[Median house rental value per m² of new lease agreements of dwellings \(€\) by Geographic localization \(Municipalities with more than 100 000 inhabitants\); Quarterly](#)

[New lease agreements of dwellings \(No.\) by Geographic localization \(Municipalities with more than 100 000 inhabitants\); Quarterly](#)

[Methodological document of House rental statistics at local level](#)

Date of next the press release - 29 September 2022
