

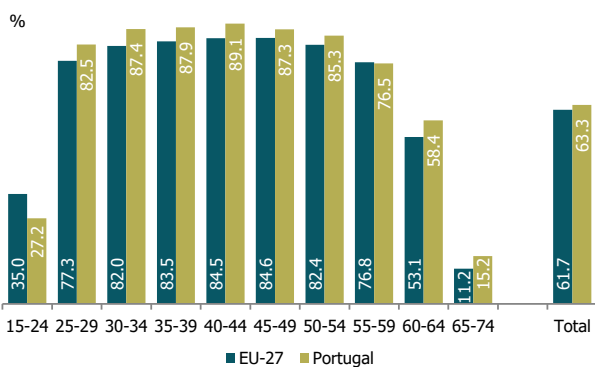


DID YOU KNOW THAT...?

On the occasion of Labour Day, Statistics Portugal analysis a set of employment indicators comparing Portugal and the remaining European Union countries.

Did you know that, in 2024¹, the employment rate in Portugal was higher than the average of the 27 countries of the European Union (EU-27) in all age groups, except for the youngest (aged 15 to 24²)?

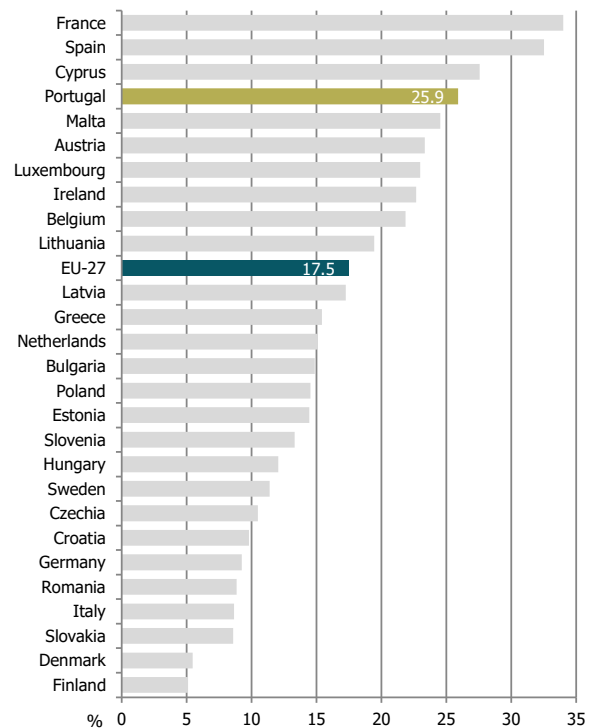
Employment rate by age group, 2024



Source: Eurostat, Labour Force Survey [[lfsa_ergaed](#)]

But that the share of young people in employment with tertiary education was 8.4 percentage points (pp) higher in Portugal (25.9%) than the EU-27 average (17.5%)?

Share of young employed persons with tertiary education, 2024



Source: Eurostat, Labour Force Survey [[lfsa_egaed](#)]

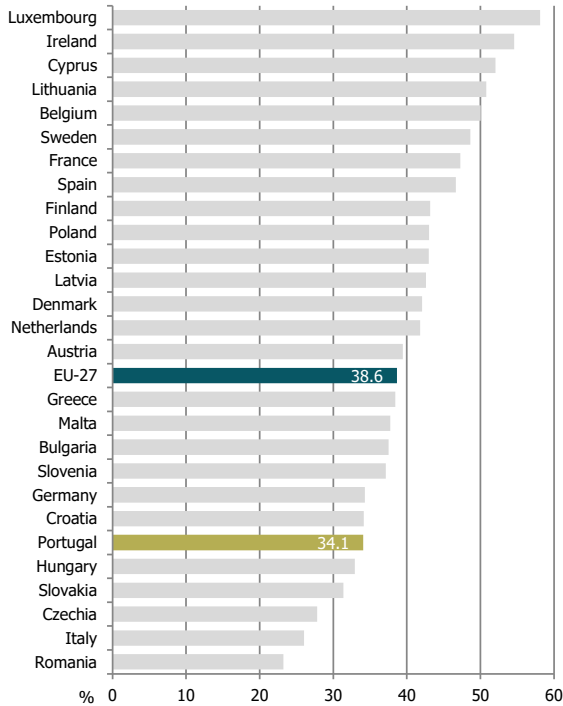
Portugal is still one of the European Union countries with the lowest tertiary education attainment rates among the employed population aged 15 to 74¹ (6th lowest, 4.6 pp below the average).

¹ The values shown refer to 2024 unless otherwise stated.

² In Portugal, the lower working age limit is 16, as in Spain and Italy.

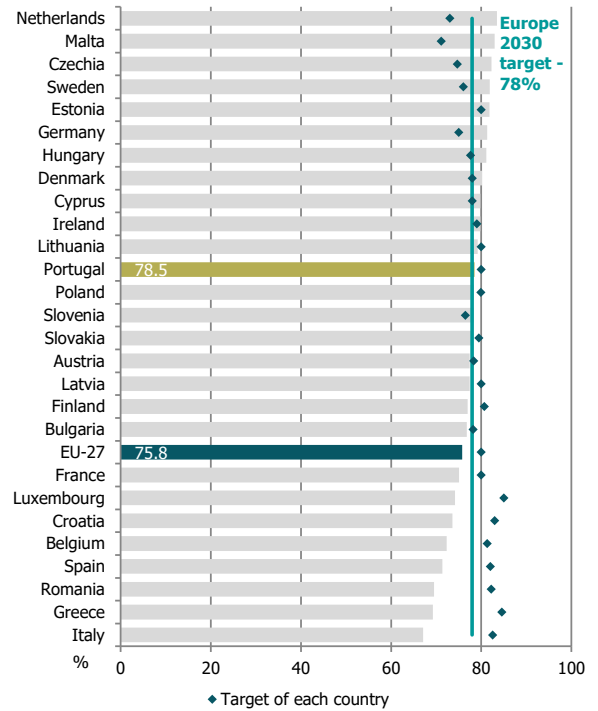


Share of employed persons with tertiary education, 2024



Source: Eurostat, Labour Force Survey [lfsa_egaed]

Employment rate of those aged 20 to 64, 2024



Source: Eurostat, Labour Force Survey [lfsa_ergaed]

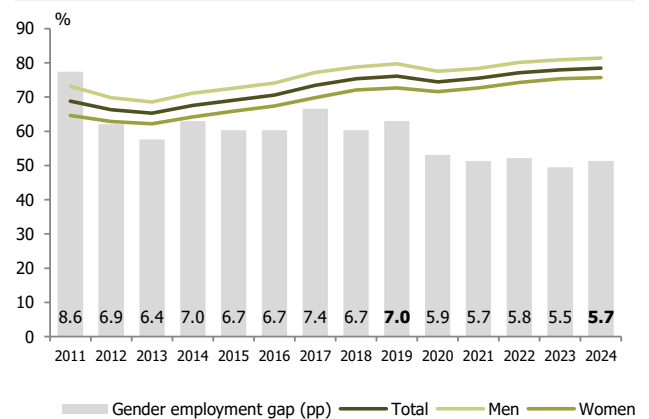
And **did you know that** the European Union has set two targets for the employment rate of those aged 20 to 64 to be reached by 2030?³



And that six years from the deadline, Portugal was 1.5 pp below its individual target (80%) and the EU-27 was at 2.2 pp from its goal (78%)?

The gender employment gap in Portugal was 5.7 pp, below the 7.0 pp observed in 2019 (a reduction of 18.6%). In the EU-27 it was 10.0 pp, still far from the target of 5.9 pp.

Employment rate of those aged 20 to 64 by sex - Portugal -



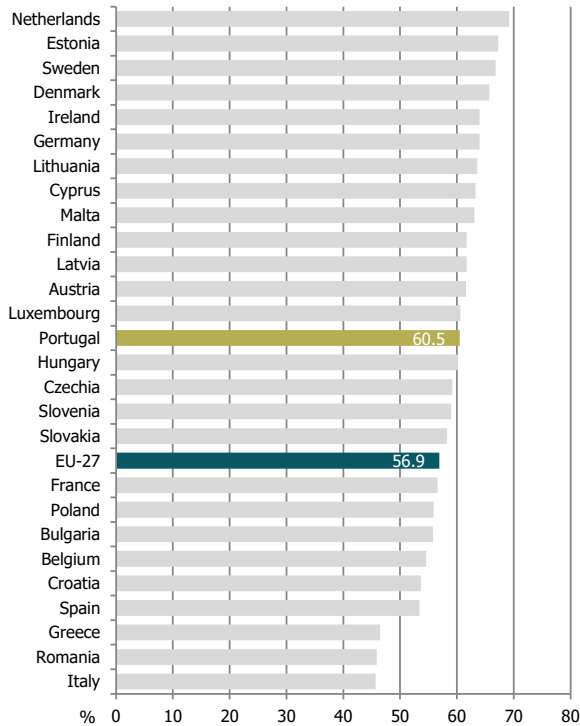
Source: Eurostat, Labour Force Survey [lfsa_ergaed]

³ The [European Pillar of Social Rights Action Plan](#) aims to achieve a gender employment gap of half the value observed in 2019 (11.7 pp in the EU-27).



Did you know that the Portuguese female employment rate was 3.6 pp higher than the European rate?⁴

Female employment rate (aged 15 to 74), 2024



Source: Eurostat, Labour Force Survey [[lfsa_ergaed](#)]

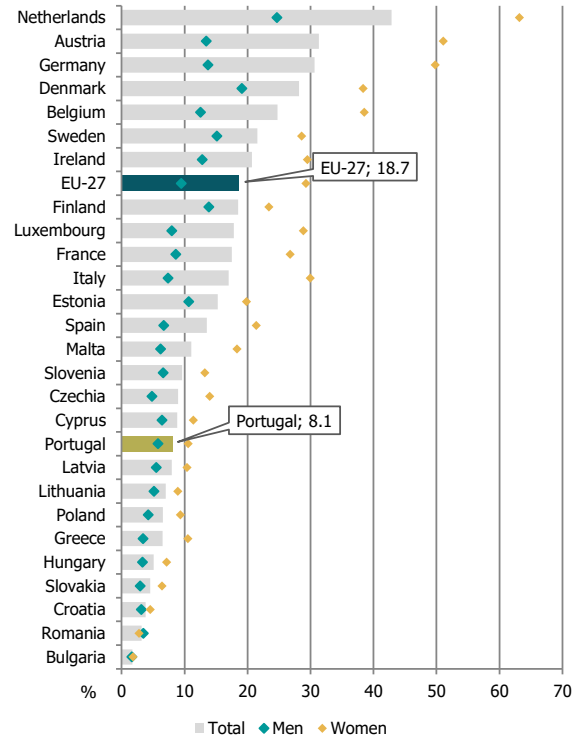
And that in 26 out of the 27 countries of the European Union, there is a higher share of women working part-time than men?⁵

In Portugal, 10.5% of women had a part-time job, almost double the share of men (5.8%). On average this work regime covered 8.1% of the employed population, lower than the EU-27 value (18.7%).

⁴ For the 15 to 74 age group and considering 16 as the minimum age in Portugal, Spain and Italy.

⁵ The exception is Romania, where the share of employed part-time men was 0.7 pp higher than that of women.

Part-time employed population (aged 15 to 74), 2024



Source: Eurostat, Labour Force Survey [[lfsa_eftpt](#)]

And did you know that it is because of this work regime that the average number of hours usually worked⁶ by men is higher than that of women?

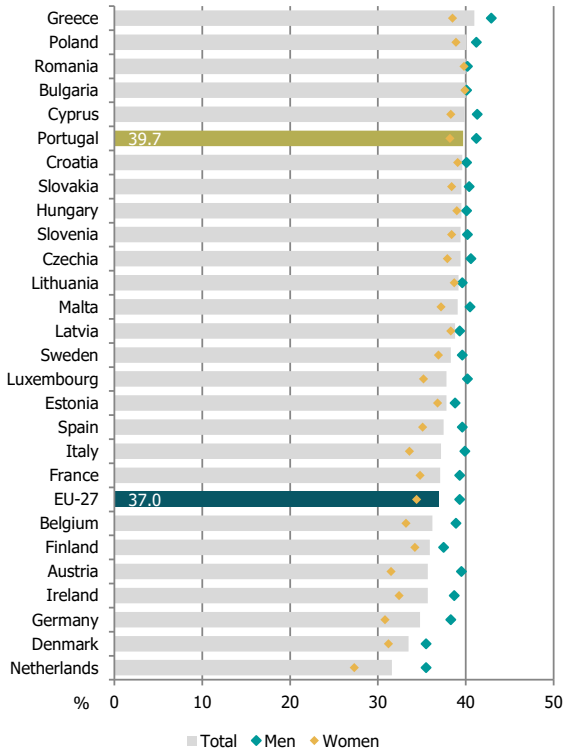
The maximum difference was of 8.2 hours in the Netherlands. In Portugal, it was 3.0 hours.

Overall, 39.7 hours per week were worked in Portugal, 2.7 hours more than the European Union average.

⁶ Per week, in the main job. The 15 to 64 age group was considered with the minimum age of 16 in Portugal, Spain and Italy.

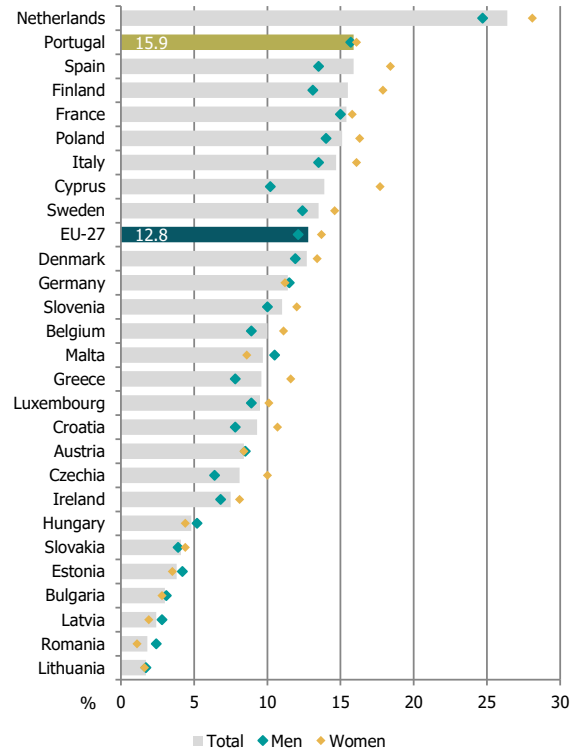


Average number of usual weekly worked hours (aged 15 to 64), 2024



Source: Eurostat, Labour Force Survey [lfsa_ewhun2]

Share of temporary employees (aged 15 to 74), 2024



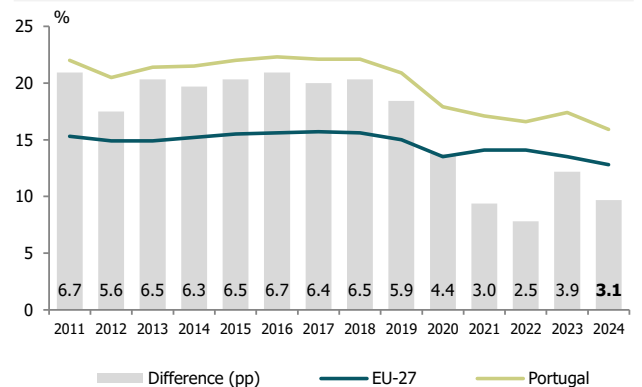
Source: Eurostat, Labour Force Survey [lfsa_etpgan]

Did you know that the share of employees with a temporary work contract in Portugal (15.9%⁷) was the second highest in the EU-27?

However, this share has been decreasing since 2016, when it was 22.3%, reducing the gap to the European average from 6.7 pp to 3.1 pp.

In addition, the difference between men and women with a non-permanent labour contract was 0.4 pp in Portugal, lower than in the EU-27 (1.6 pp).

Share of temporary employees (aged 15 to 74)



Source: Eurostat, Labour Force Survey [lfsa_etpgan]

⁷ This share includes other contractual arrangements.

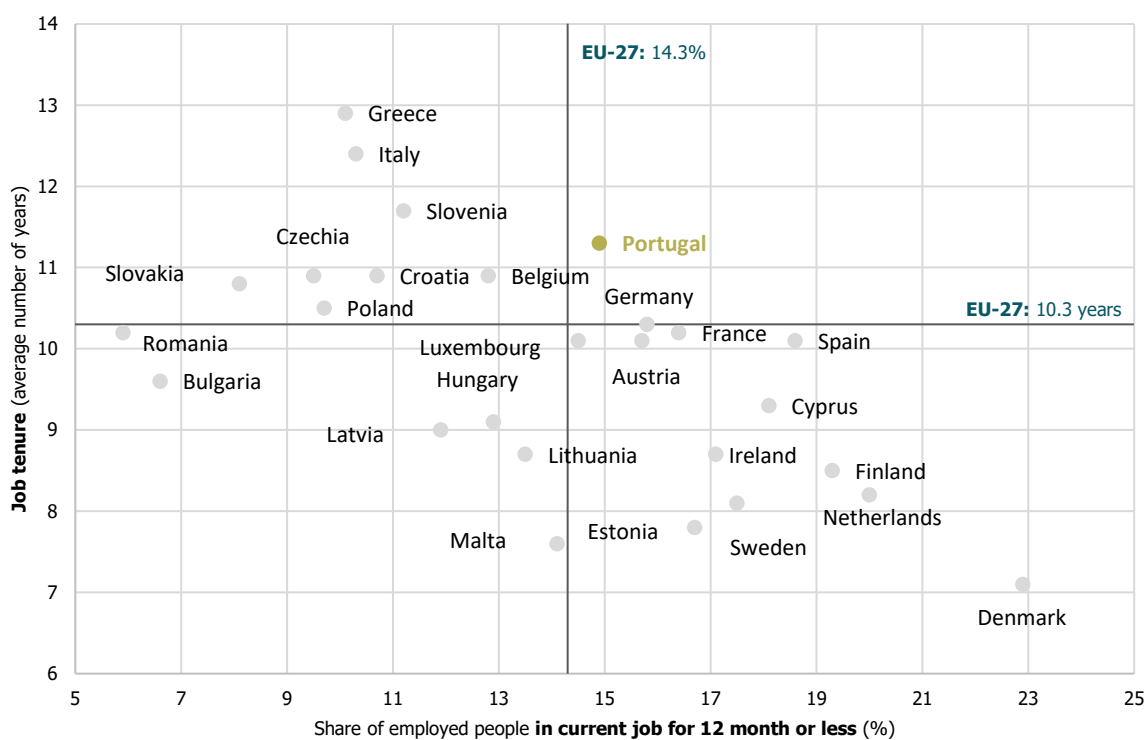


And **did you know that**, by comparing the job tenure in the current job⁸ (an indicator of stability in the employment relationship) with the share of employed persons who have been in the current job for 12 months or less (an indicator of mobility in the labour market), we can group the countries into four clusters separated by the EU-27 averages (which were 10.3 years in the same job and 14.3% of newly employed)?

For instance, in Denmark, the job tenure was the lowest of the 27 countries (7.1 years) having the highest share of newly employed people (22.9%).

Portugal was in a different quadrant, with an average job tenure of 11.3 years, the fourth highest in the EU-27, and a share of newly employed people of 14.9%, close to the European average.

Job tenure vs newly employed (aged 15 to 64), 2024



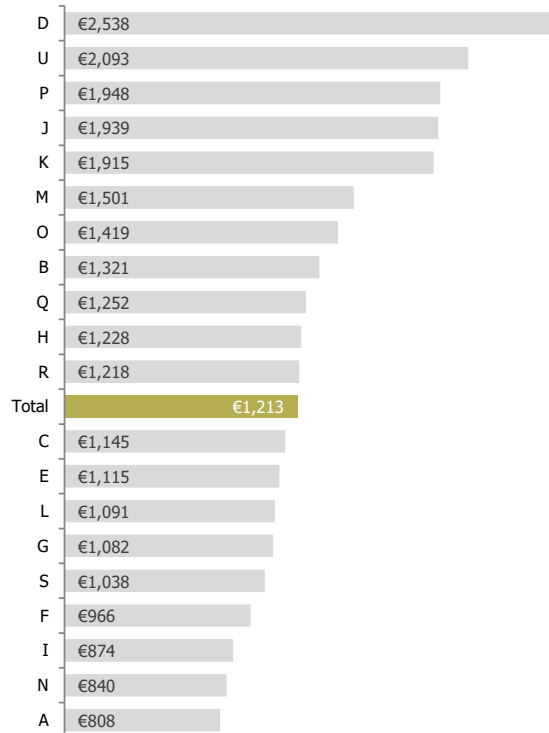
Source: Eurostat, Labour Force Survey [[lfsa_egasjt](#)] e [[lfsa_enewasn](#)]

⁸ Average number of years in the main job.



And **did you know that**, in 2024, the base gross monthly earnings per employee, in Portugal, was €1,213, but that employees in ‘Agriculture, farming of animals, hunting and forestry’ (section A), ‘Administrative and support service activities’ (N), ‘Accommodation and food service activities’ (I) and ‘Construction’ (F) earned, on average, a base salary below €1,000?

Base gross monthly earnings per employee by economic activity (NACE Rev. 2), 2024 - Portugal -



Source: Social Security's Monthly Statement of Earnings and Contributory Relation of *Caixa Geral de Aposentações* [[For more information](#)]

Notes: The results for 2024 are provisional.

Sections from NACE-Rev. 2: **A:** Agriculture, farming of animals, hunting and forestry; **B:** Mining and quarrying; **C:** Manufacturing; **D:** Electricity, gas, steam, cold and hot water and cold air; **E:** Water collection, treatment and distribution; sewerage, waste management and remediation activities; **F:** Construction; **G:** Wholesale and retail trade; repair of motor vehicles and motorcycles; **H:** Transportation and storage; **I:** Accommodation and food service activities; **J:** Information and communication activities; **K:** Financial and insurance activities; **L:** Real estate activities; **M:** Consultancy, scientific and technical activities; **N:** Administrative and support service activities; **O:** Public administration and defence; compulsory social security; **P:** Education; **Q:** Human health and social work activities; **R:** Arts, entertainment, sports and recreation activities; **S:** Other service activities; **T:** Activities of households as employers; undifferentiated goods- and services-producing activities of households for own use; **U:** Activities of extraterritorial organisations and bodies.



INSTITUTO NACIONAL DE ESTATÍSTICA
STATISTICS PORTUGAL

press release

DIÁSTAKE

For more information...



The results of the Labour Force Survey are released monthly and quarterly, with the next releases taking place on 30 April, and on 7 and 14 May 2025. The last releases were on 5 February ([Employment Statistics - 4th quarter 2024](#)), 12 February ([Labour Market Flow Statistics - 4th quarter 2024](#)) and 31 March 2025 ([Monthly Employment and Unemployment Estimates - February 2025](#)).

The main results of the “Gross monthly earnings per employee” are released quarterly, with the next release taking place on 16 May 2025. The last release was on 14 February 2025 ([Gross monthly earnings per employee - 4th quarter 2024](#)).

In the [database](#) of Statistics Portugal website (www.ine.pt), under the theme ‘Labour Market’, several statistical indicators based on these sources of information are also available. It is also possible to provide information on request, although this is subject to an assessment of the feasibility and reliability.

For more detailed information consult the methodological document (only in Portuguese) of the [Labour Force Survey](#) and of the [Gross monthly earnings per employee](#), both available at <https://smi.ine.pt/> (tab *Documentação metodológica; tema “Labour market”*).