



April 14th, 2025
TRANSPORT ACTIVITIES
Air Transport Flash Statistics
February 2025

MOVEMENT OF PASSENGERS AT NATIONAL AIRPORTS STABILISED

In **February 2025**, 4.3 million passengers and 19.1 thousand tonnes of freight and mail were handled at national airports, corresponding to year-on-year variations of -0.5% and -2.6%, respectively, compared with February 2024 (+5.9% and -0.5%, in the previous month, in the same order).

In February 2025, there was a daily average of 78.6 thousand passengers disembarked, 2.6% higher than the one registered in February 2024 (76.6 thousand).

France was the main country of origin and destination of flights during the first two months of 2025, recording increases in the number of disembarked and embarked passengers compared with the same period of 2024 (+2.4% and +0.6%, respectively). The United Kingdom and Spain ranked 2nd and 3rd as main countries of origin and of destination.

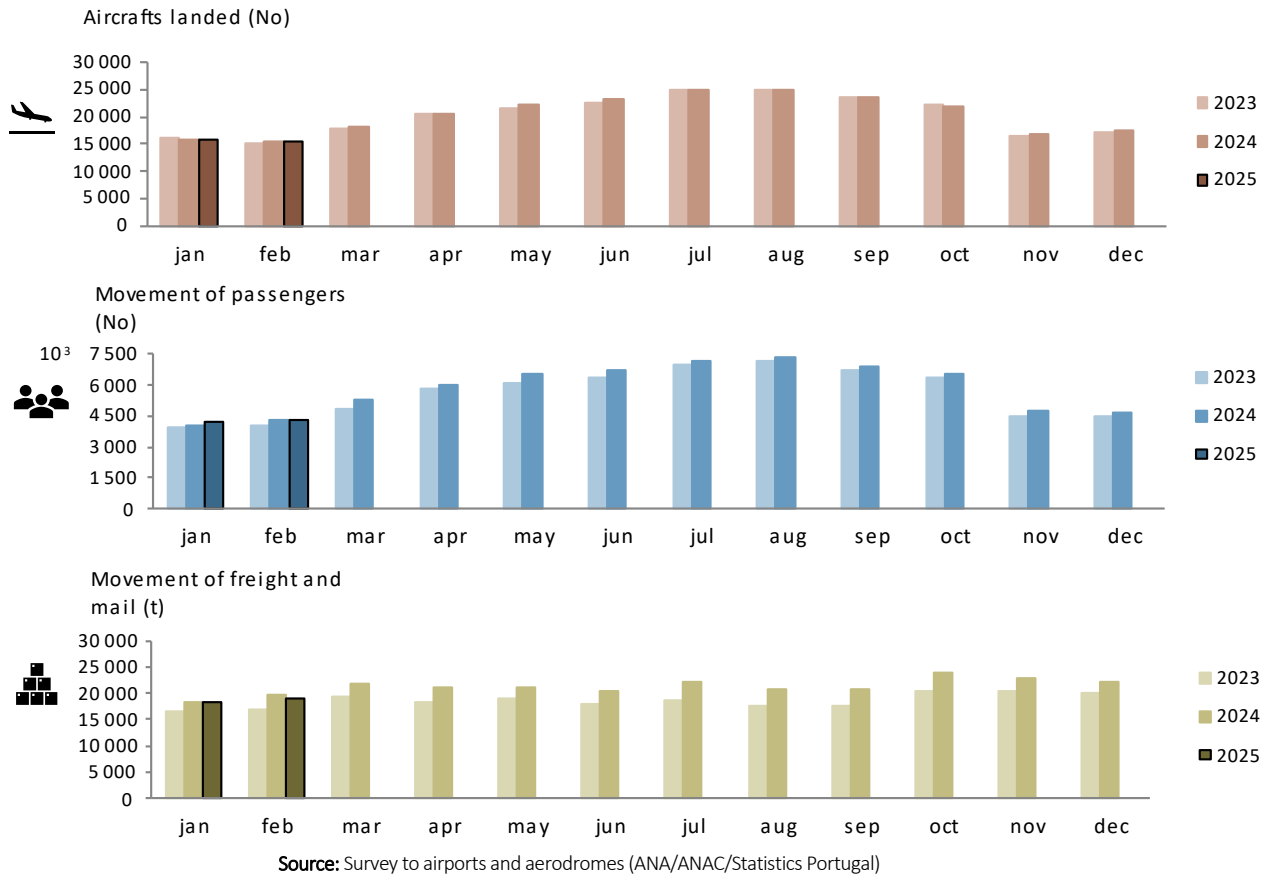
Consult the information on the [Interactive Application](#) (available only in Portuguese).

4.3 million passengers handled at national airports

In **February 2025**, 15.6 thousand commercial aircrafts landed at national airports, corresponding to 4.3 million passengers (embarked, disembarked and direct transits) and 19.1 thousand tonnes of freight and mail were handled (-0.2%, -0.5% and -2.6%, respectively, compared with February 2024). In the previous month there were variations of +1.6%, +5.9% and -0.5% in the same order.



Figure 1. Aircrafts landed, passengers and freight/mail movement at national airports



In February 2025, 82.9% of passengers disembarked at national airports corresponded to international traffic, reaching 1.8 million passengers (-0.3%¹), mostly from the European continent (68.7% of the total), corresponding to a slight decrease of 0.6% compared with February 2024. The American continent was the second main origin, concentrating 8.6% of the total passengers disembarked (-6.4%).

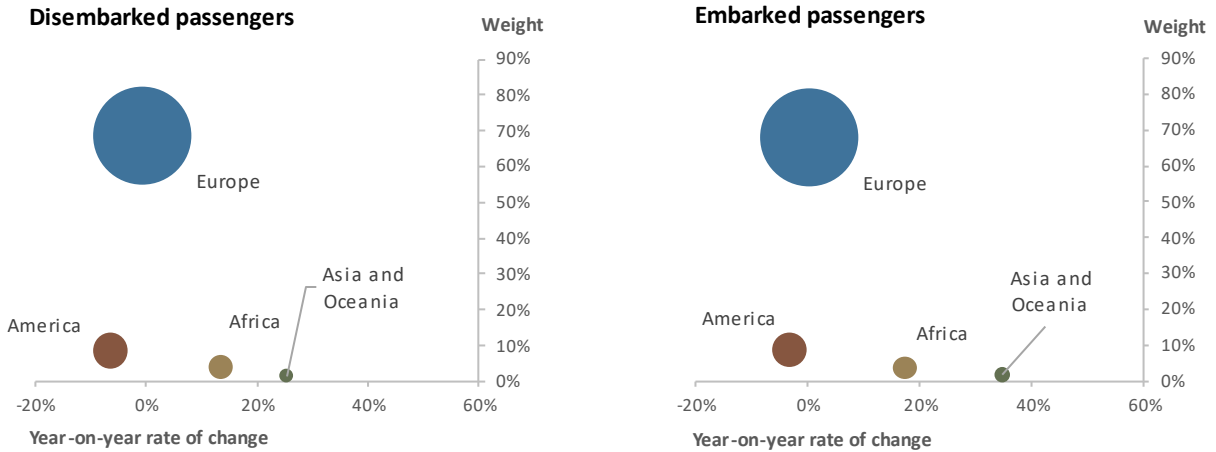
Regarding embarked passengers, 82.1% corresponded to international traffic, totalling 1.7 million passengers (+1.1%), having 68.0% of the total as main destination airports in the European continent, recording a slight increase of 0.3% compared with February 2024. Airports in the American continent were the second main destination of embarked passengers (8.7% of the total; -3.2%).

¹ Unless stated otherwise, the rates of change presented in this press release correspond to year-on-year rates of change.



DIISTAQUE

Figure 2. Passengers disembarked and embarked at national airports by nature at international traffic, by Continent of origin/destination – February 2025



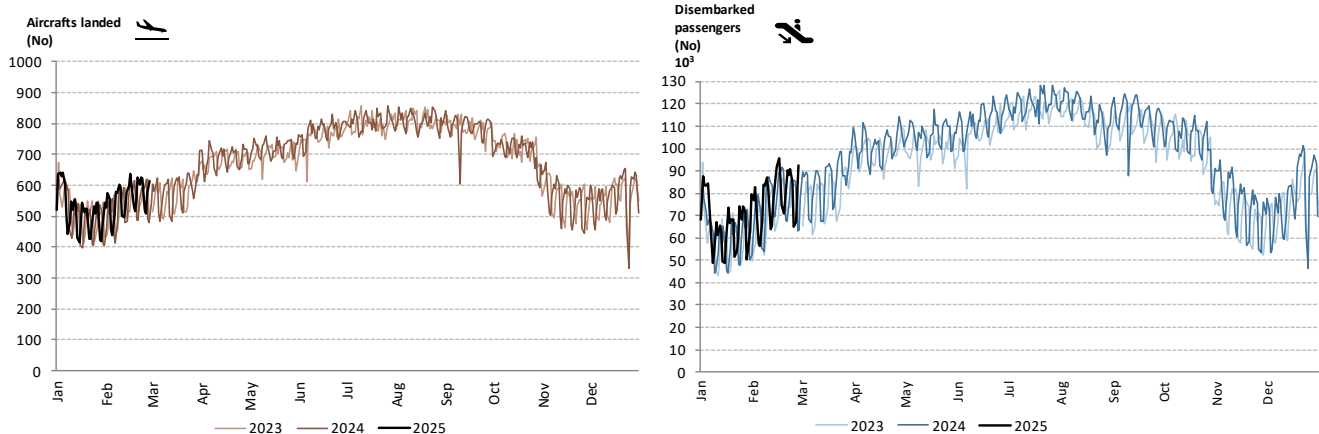
Source: Survey to airports and aerodromes (ANA/ANAC/Statistics Portugal)

Daily average of 78.6 thousand passengers disembarked

The daily movement of aircrafts and passengers is typically influenced by seasonal and weekly cycle fluctuations. The highest daily values are generally recorded during the summer period and, in 2024, Sunday was the day of the week with the highest number of disembarked passengers.

After an historic monthly high in January, in February there was a slight monthly decrease in the number of passengers handled at national airports. However, in terms of arrivals, there was a daily average of 78.6 thousand passengers disembarked in February 2025, a higher value than the one registered in February 2024 (76.6 thousand; +2.6%).

Figure 3. Aircrafts landed and disembarked passengers at national airports – daily



Source: Survey to airports and aerodromes (ANA/ANAC/Statistics Portugal)

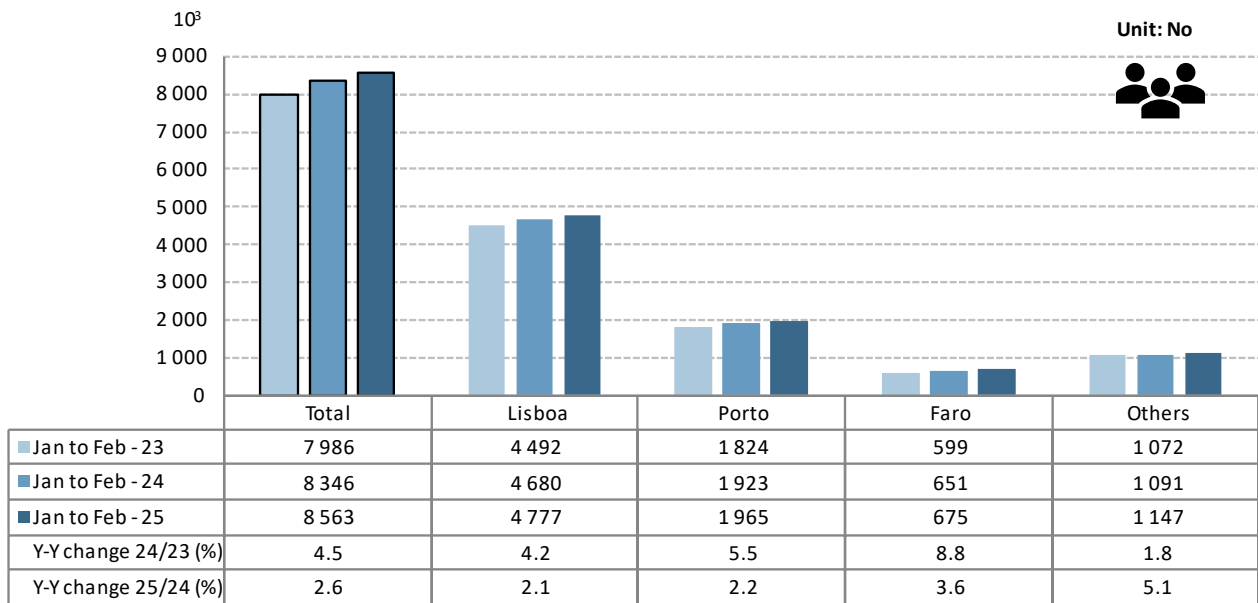


DIÍSTAQUE

Movement of passengers at Faro airport increased 3.6% in the first two months

In the first two months of 2025, the movement of passengers in Lisboa airport corresponded to 55.8% of the total handled passengers (4.8 million), +2.1% compared with the first two months 2024. Faro airport recorded an increase of 3.6% in the movement of passengers (674.6 thousand; 7.9% of the total) and Porto airport accounted for 22.9% of the total passengers handled (nearly 2.0 million) and increased by 2.2%.

Figure 4. Movement of passengers at national airports



Source: Survey to airports and aerodromes (ANA/ANAC/Statistics Portugal)

Considering the volume of passengers disembarked and embarked on international flights in the first two months of 2025, France was the main country of origin and destination of flights, recording increases in the number of disembarked and embarked passengers compared with February 2024 (+2.4% and +0.6%, respectively). The United Kingdom and Spain ranked 2nd and 3rd as main countries of origin and of destination. Germany occupied the 4th position. The 5th position was occupied by Brazil as country of origin and by Italy as country of destination of the flights.



Table 1. Main countries of origin and destination of flights with passengers at national airports

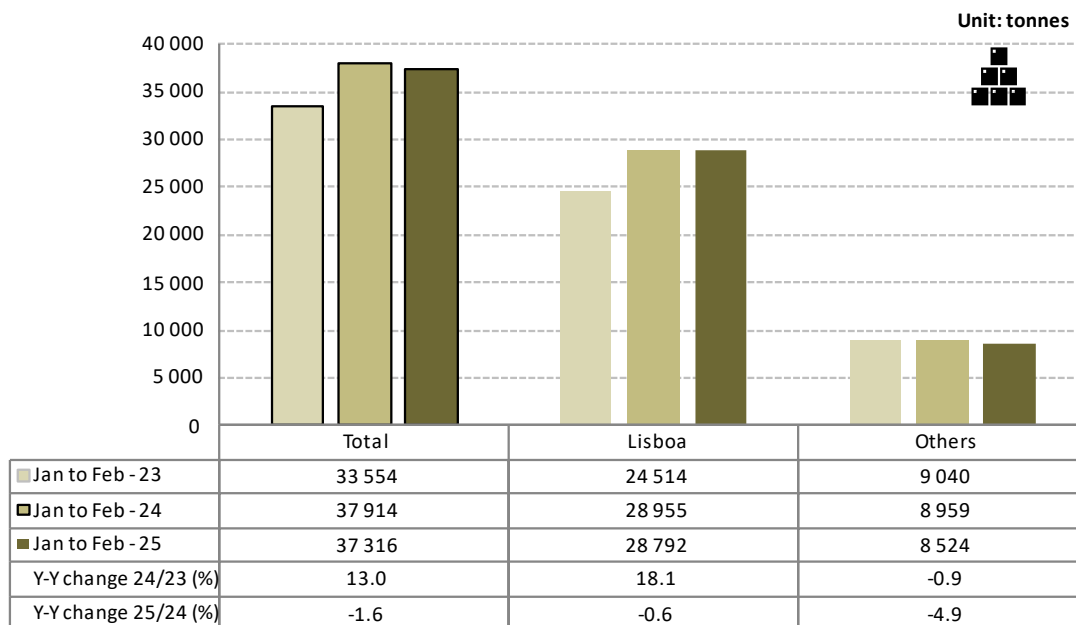
Ranking	Country of origin (of the flight)	Unit: No		Ranking	Country of destination (of the flight)	Unit: No	
		Jan to Feb 2025				Jan to Feb 2025	
		Passengers disembarked (10 ³)	Y-on-Y change (%)			Passengers embarked (10 ³)	Y-on-Y change (%)
1	France	521.8	2.4	1	France	520.8	0.6
2	United Kingdom	444.2	-2.3	2	United Kingdom	471.3	-2.1
3	Spain	443.3	-3.0	3	Spain	449.3	-1.8
4	Germany	285.7	5.0	4	Germany	300.3	6.1
5	Brazil	236.1	1.9	5	Italy	225.4	3.8

Source: Survey to airports and aerodromes (ANA/ANAC/Statistics Portugal)

In February 2025, there was a decrease of 1.6% in freight and mail handled at national airports. The movement of freight and mail at Lisboa airport represented 77.2% of the total, reaching 28.8 thousand tonnes (-0.6% compared with the same period of 2024).

Considering the group of other airports, the movement of freight and mail decreased by 4.9%.

Figure 5. Freight and mail movement at national airports



Source: Survey to airports and aerodromes (ANA/ANAC/Statistics Portugal)



METHODOLOGICAL NOTES

In this Press Release the following statistical data are used:

2025: preliminary results;

2024: provisional results;

2023: definitive results.

Main national airports (considered in this Press Release as national airports): Lisboa, Porto, Faro, Ponta Delgada, Madeira, Porto Santo, Beja, Horta, Flores, Santa Maria, Terceira, Pico, Graciosa, São Jorge, Corvo, Portimão, Bragança, Cascais, Vila Real and Viseu.

SOURCES: Survey to airports and aerodromes (ANA/ANAC/Statistics Portugal)

MAIN CONCEPTS:

Commercial aviation - Air transport flight performed for the public transport of passengers, freight or mail, for remuneration and for hire.

Commercial air traffic - Movement of aircrafts, passengers, freight and mail in commercial aviation.

INTERACTIVE APPLICATION AT STATISTICS PORTUGAL:

[Interactive Application](#) (available only in Portuguese)

Monthly indicators at Statistics Portugal portal:

[Aircrafts landed \(No.\) in airports by Geographic localization, Type of traffic and Nature of traffic; Monthly](#)

[Aircrafts landed \(No.\) in airports by Continent of origin; Monthly](#)

[Aircrafts take-offs \(No.\) in airports by Geographic localization, Type of traffic and Nature of traffic; Monthly](#)

[Disembarked passengers \(No.\) in airports by Geographic localization, Type of traffic and Nature of traffic; Monthly](#)

[Disembarked passengers \(No.\) in Airports by Continent of origin; Monthly](#)

[Embarked passengers \(No.\) in airports by Geographic localization, Type of traffic and Nature of traffic; Monthly](#)

[Embarked passengers \(No.\) in airports by Destination continent; Monthly](#)

[Passengers in direct transit \(No.\) in airports by Geographic localization, Type of traffic and Nature of traffic; Monthly](#)

[Disembarked load \(t\) in airports by Geographic localization, Type of traffic and Nature of traffic; Monthly](#)

[Embarked load \(t\) in airports by Geographic localization, Type of traffic and Nature of traffic; Monthly](#)

[Disembarked mail \(t\) in airports by Geographic localization, Type of traffic and Nature of traffic; Monthly](#)

[Embarked mail \(t\) in airports by Geographic localization, Type of traffic and Nature of traffic; Monthly](#)



INSTITUTO NACIONAL DE ESTATÍSTICA
STATISTICS PORTUGAL

press release



ACRONYMS AND DESIGNATIONS

ANA	Portugal Airports, S.A.
ANAC	National Civil Aviation Authority
INE	Statistics Portugal

Next Press Release (monthly) - Air Transport Flash Statistics – May 13th, 2025

Next Press Release (quarterly) - Transport activities (Q1 2025) – June 6th, 2025
